



Lalit Kalakshetra

Group of Fine Art Institutions

RAVIRAJ COLLEGE OF FINE ARTS

www.lalitkalakshetra.com

Art & Design

DEPARTMENT OF VISUAL ARTS



Admissions: 2021-22

DIPLOMA IN FASHION ILLUSTRATION (6 Months)

DIPLOMA IN DIGITAL PHOTOGRAPHY (2 Months)

DIPLOMA IN JEWELLERY DESIGN (6 Months)

DIPLOMA IN TEXTILE DESIGN (6 Months)

DIPLOMA IN DESIGN (One Year)

DIPLOMA IN ART TEACHING (One Year)

DIPLOMA IN FINE ARTS (One Year)

ADVANCED DIPLOMA IN FINE ARTS (6 Months)

DIPLOMA IN TRADITIONAL ART FORMS OF INDIA (6 Months)

DIPLOMA IN CONTEMPORARY ART PRACTICE (6 Months)



Lalit Kalakshetra

RAVIRAJ COLLEGE OF FINE ARTS

www.lalitkalakshetra.com



Art & Design

DEPARTMENT OF VISUAL ARTS



Lalit Kalakshetra

RAVIRAJ COLLEGE OF FINE ARTS

83 Sambandam road west, R S Puram,
COIMBATORE - 641 002. (INDIA)

Phone: +91 9842014569, 8148407465, 9597111211

E-Mail: raviraj_lalit@yahoo.co.in

lalitkalakshetra1992@gmail.com

Website: www.lalitkalakshetra.com



DIPLOMA IN FASHION ILLUSTRATION

6 Months (72 Hours)



DIPLOMA IN FASHION ILLUSTRATION:

6 Months: 3 days a week – 2 Hrs. daily or (72 Hours)
(Course Code: DFI001)

Diploma in Fashion Illustration is a six months course, instructors teach creative and technical skills needed to begin a career as a Fashion Illustrator. The course teaches you the important steps used to create fashion illustrations in a variety of media. You will also gain valuable knowledge in drawing and rendering techniques including colour harmony tips.

Course Content:

Introduction

Anatomy: Head and Human Figure drawing
(Measurements and Proportions)

Media: Monochrome, Coloured Pencils, Paint, Ink, Pens, Pastels, Mixed Media

The Fashion Figure - Fashion Proportions – the torso, Legs, Arms, Hands and Feet.

Croquis figure development – The Head guide – Facial features, Hairstyles, The Figure, The clothed figure

Finding Inspiration and Mood Boards

Illustration Techniques: Illustration basics, Figure and Form, Folds and draping

Garment Types: Tops, Skirts, Trousers, Jackets, Coats, Dresses and Saree

Colour and Fabric Rendering, Creating textures, Transparent Effects,

Fur, Velvet, Texture, Denim, Satin

Creativity and Style: Expressing yourself, finding your style

Exploring Collage

Composition and Abstraction

Project: Portfolio

POSSIBLE CAREER PATHS

- As a Fashion Designer
- As a Technical Illustrator
- Faculty for Styling
- Celebrity Fashion Designer
- Fashion Designer (Female)
- Fashion Designer (Male)
- Fashion Designing faculty

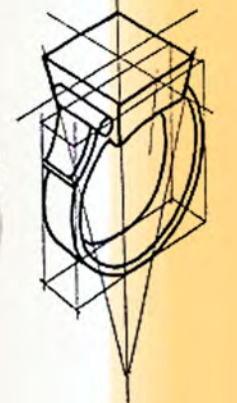
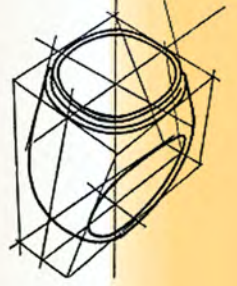
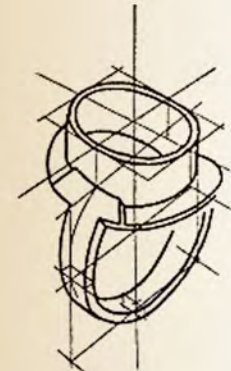
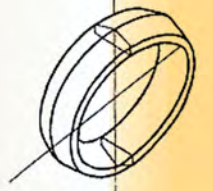
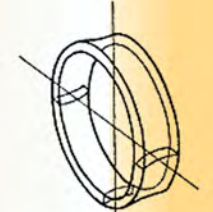




DIPLOMA IN JEWELLERY DESIGN

6 Months (72 Hours)

Diploma in Jewellery is a six months course, instructors teach creative and technical skills needed to begin a career as a custom jewellery designer. Skills covered include illustrating the shape, form and texture of metal; working with drafting tools; and rendering yellow and white metals, as well as gemstones and pearls. Instructors show how to illustrate rings in different views and how to keep design ideas flowing. At the completion of this course, you will have a hand-developed portfolio of your work to show prospective employers and clients.



DIPLOMA IN JEWELLERY DESIGN:

6 Months: 3 days a week – 2 Hrs. daily or (72 Hours)
(Course Code: DJD002)

Course Content:

History of Jewellery

Basic Shapes, Design Manipulation

Elements & Principles of Design. How important are the Principles of designing?

Light & Shade, Pencil rendering

Observational & Perspective Drawing

Design different types of Jewellery & accessories for men, women & children

Orthographic Projection, Technical Drawing

How to draw different types of stones and motifs.

Learning rendering for yellow and white metals, as well as gemstones and pearls

Illustrating rings and other pieces of jewellery

Sources of Inspiration: Learning about sources for jewellery design inspiration and developing motifs to create jewellery objects.

Theme based drawing

Rendering jewellery designs using drafting tools for display as a participant in the final class design exhibition.

Creating a portfolio of class projects and custom designs that is ready for presentation to potential clients and employers

TOOLS & MATERIALS NEEDED:

Sketch book A4 Size; Checked note; Micro tip pencil with 0.5 B lead or Mechanical pencil (lead holder); Graphite - B, HB, 2H, 6H, 6B; MICRON or Rotring Pen - 0.2, 0.4, 0.6 with ink; Setsquare, Protractor ; Cardboard stump; Kneaded and plastic erasers; Ruler (metric and inches); X-Acto or matte knife; Templates - circle, square, oval, and Staedtler Mars Template; sketch master /drawing Template; Isomers – Jewellery pattern Templates; Pencil sharpener or sandpaper; Colored pencils - Prisma color and Derwent (Water soluble – Aquarelle); Synthetic brushes - sizes 0, 00, 1, 2; Omega palette ;T-square
Paint - gouache (Winsor & Newton) permanent white, (lemon yellow, golden yellow, yellow ochre, Van Dyke brown, blue, red, black, green, burnt sienna, Payne's Gray).

POSSIBLE CAREER PATHS

As a Jewellery Designer

As a custom Designer

As a Hand Rendering

As a Jewellery Business Owner

As a Sales Associate

Any individual aspiring for a career in the gem and jewellery industry



DIPLOMA IN TEXTILE DESIGN

6 Months (72 Hours)

This course aims at imparting theoretical and practical skills for designing fashion textiles through print, embroidery and weaving with hands on practical exercises. The Course teaches students to take inspiration from the rich Indian Culture. The job of a Textile Designer revolves around creating patterns or designs for printed, knitted or woven textiles. The fashion and design industry is always in demand for creative people who can design new ideas and fresh takes. Many major paper-based companies hire Textile Designers to help produce printed paper-based materials. Textile Design is a major part of the fashion industry. The fashion industry is an ever-evolving one with new trends coming and going like the seasons of a year. There is also the possibility of starting one's own company after years in the field.

DIPLOMA IN TEXTILE DESIGN:

6 Months: 3 days a week – 2 Hrs. daily or (72 Hours)
(Course Code: DTD003)

Course Content:

Introduction to Textiles

Freehand drawing

Nature study

Design Fundamentals: Elements and Principles of Design

Understanding Design - Basics of Designing

Colour and composition

Surface Design

Design from Inspiration

Geometrical design

Perspective

Motif, Repeat, Pattern and Texture

Full drop, half drop, side, inverted, rotated, informal and compound drop Techniques

Brick, Diamond, Ogee, Tossed, Stripe, Turnover, Turnaround, overall, Counterchange, Diaper,

Border and interlacing pattern Techniques

2 D Design: Children wear, Women's wear, Men's wear and sari design

Basics of Weaving, Knitting, Printing,

Dyeing, Batik, Block printing, Screen printing and Computer aided design

Dobby and Jacquard

Fashion studies

Design Projects and Portfolio.

POSSIBLE CAREER PATHS

Textile Designer

Design Consultant

Embroidery Designer

Teaching Textile Design


Freelance Textile Artist

Home Furnishing Textile Designer

Fashion Textile Designer

Textile Designer for Apparels

Handicraft Designer



PHOTO

DIPLOMA IN DIGITAL PHOTOGRAPHY

2 Months (32 Hours)

Diploma in Photography has been designed keeping in mind that the photographer is an Artist as well as technician. After completing Diploma in Photography you can become a Photographer.



DIPLOMA IN DIGITAL PHOTOGRAPHY


2 Months: 2 days a week – 2 Hrs. daily or (32 Hours)
Course Code: DIP004

History – Early experiments and Later developments;

THE CAMERA BASICS: Camera Obscura – Basic Parts of Camera, Types of Camera, Selecting a Camera, Three important controls of the camera, Flash, Studio lighting, Basic lighting, ISO, Depth of Field, Focal length, F Stop, Exposure and Focus, The Film, Lenses, Advantages and disadvantages of Digital Cameras.

DIGITAL BASICS: Penta prism, Red eye, Sensor (CCD or CMOS) – Pixels KB MB GB TB – resolution, Files and File formats, Storage Cards, Printers and printer resolution.

COMPOSITION – The rule of thirds, framing, cropping; Photographing Portrait, Nature, 2D & 3D art works, Nature and Travel Destinations.



DIPLOMA IN DESIGN

6 Months (72 Hours)



DIPLOMA IN DESIGN

6 Months: 3 days a week – 2 Hrs. daily or (72 Hours)

Course Code: DD005

Applied Arts refers to the application of Design and Aesthetics to objects of function and everyday use!. Whereas Fine Arts serve as intellectual stimulation to the viewer or academic sensibilities.

This Course is basically an art-centric diploma. People who are having a creative sense and are artistic by nature are the most suited candidates for this program.

Introduction – Importance – Material Exploration; Sketching and Drawing; Design from Nature; Design Inspiration from nature; Design conversion; Light and shade Techniques; Perspective; Engineering Graphics; Pencil Sketching; Ball point rendering; Design Fundamentals: Elements of Design; Principles of Design; Composition; Colour Theory; Psychology of Colours; Colour Terminology; Design in 2D & 3 D; Brush Practice; Pen and ink rendering; Photo Colour Ink; Water colour; Poster Colour Techniques; Creating Motif, Repeat, Pattern and Texture; Study of Ornaments. Concept of Geometry; Symmetrical & Asymmetrical; Golden Ratio and Rule of Thirds; Ergonomics; Textile Design; Jewellery Design; Interior Design; Product Design; Fashion Design & Design Portfolio.



DIPLOMA IN ART TEACHING

One Year (144 Hours)



Art teachers are highly skilled at teaching different art techniques to students of all ages. Art teachers can teach any art related topic ranging from mixing basic colours to art history. Art teachers bring out the inner artists of students to help build skills and self-confidence. Also, **A Refresher Course for Art Teachers!**



DIPLOMA IN ART TEACHING:

Duration: 1 Year (144 Hours) (Course Code: DAT003)

Eligibility: 10th Pass/ Govt. Technical Examinations- Hr.Grade/
or Diploma in fine arts or equivalent

Medium: Tamil / English

No Age bar

Fundamentals of Art

Object Drawing (Natural / Man Made)

Memory / Imaginative Drawing

Projection Drawing – Perspective

Colour Theory

2D Design & Composition

Still Life (Realistic / Creative)

Outdoor study

Craft Practice: Clay Modelling / Paper Craft / Photography /

Soft toys making / Dress Designing / Screen printing

Black Board Drawing and Writing

Calligraphy

Notes of lesson, Syllabus preparation, Craft Album

Integrated Teaching (Art Expression) – Music and Dance

History of Art (Indian) - Theory


Educational Psychology & School Administration - Theory

Internship / Study tour

Project Work: Should submit 50 finished assignments

EMPLOYMENT OPPORTUNITIES :

1. As Arts and Crafts Teachers' in Schools. 2. As designers / assistant designers in textile mills. 3. As commercial artists in advertising agencies or on Self-Employment basis. 4. As architectural assistant and interior decorator in architectural/house construction establishments. 5. As assistant or independent sculptor or wood worker. 6. As graphic artist / worker in printing presses / agencies or advertising agencies. 7. Can open their own Fine Art Institution





Lalit Kalakshetra

RAVIRAJ COLLEGE OF FINE ARTS

83 Sambandam road west, R S Puram,
COIMBATORE - 641 002. (INDIA)

Phone: +91 9842014569, 8148407465, 9597111211

E-Mail: raviraj_lalit@yahoo.co.in

lalitkalakshetra1992@gmail.com

Website: www.lalitkalakshetra.com